



# 2007 Budget Presentation

Bryan Martin






# Agenda

This presentation provides information relating to the 2007 budget of revenues and expenditures as well as the requirements from municipal taxation to balance the budget.

-  **Summary of tax Changes**
-  **Summary of Total Revenues**
-  **2007 Construction**
-  **Other Roads**
-  **Capital Not Roads**

# Agenda Continued

This presentation provides information relating to the 2007 budget of revenues and expenditures as well as the requirements from municipal taxation to balance the budget.

-  **Waste Costs by Ward**
-  **Summary of Total Expenditures**
-  **Total Municipal Debt**
-  **Taxes**
-  **Who gets What?**



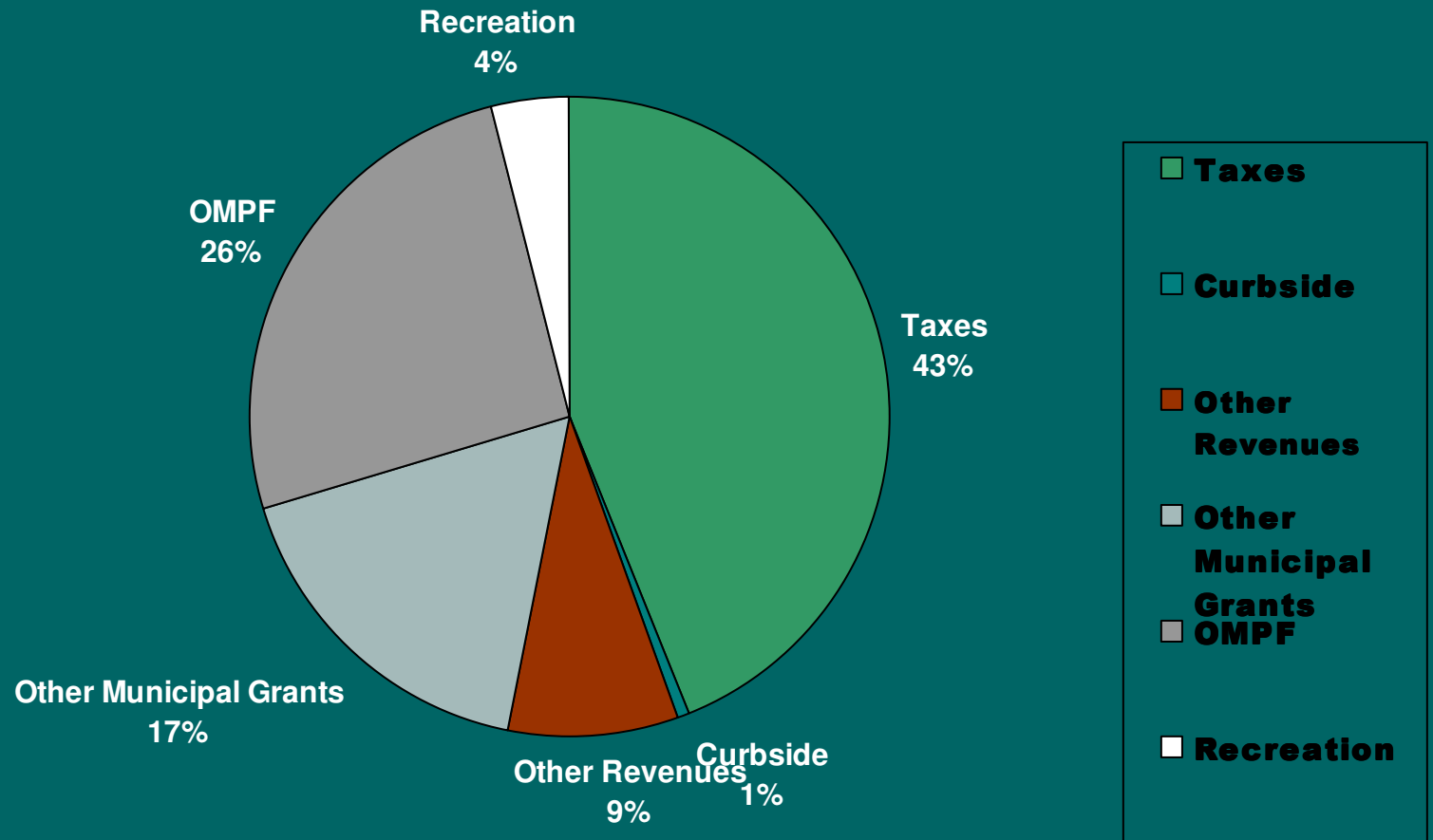
# Summary of Tax Changes

- **County Tax rate +\$12.16/\$100,000 or 2.8%**
- **School Tax rate \$0/ \$100,000 or 0%**
- **Our Tax rate +\$58.28 / \$100,000 or 7.5%**
- **Actual Change in Taxes \$70.44/\$100,000 or 4.7%**

# Summary of Total Revenues

	2006	2007
<b>Taxation</b>	\$1,777,147	\$ 1,949,836
Curbside	24,130	28,275
Grants in Lieu of Taxes	24,792	32,327
Grants	1,126,332	1,154,704
Gas Tax	35,011	46,676
Other Municipal Grants	211,269	681,786
Other Revenues	550,827	390,827
Recreation Revenue	218,337	171,750
<b>Total</b>	<b>3,967,845</b>	<b>4,456,181</b>

# Revenue by Department



# 2007 Planned Roads Construction

• <b>Augsburg Rd Drainage</b>	<b>\$ 6,000</b>
• <b>Zadow Rd 1KM</b>	<b>\$ 82,600</b>
• <b>Cormac Rd 4KM</b>	<b>\$162,600</b>
• <b>Lake Clear Rd 3.4KM</b>	<b>\$112,400</b>
• <b>McCauley Mountain 400M</b>	<b>\$ 12,000</b>
• <b>Silver Lake 65M</b>	<b>\$ 16,500</b>
• <b>2007 Construction 8.9KM</b>	<b>\$462,100</b>

# 2007 Other Roads

- **Crush gravel contract** \$ 70,000
- **Road Study** \$ 19,000
- **2007 ½ Ton** \$ 27,535
- **Used Tractor loader & mower** \$ 30,000
- **Paving Spring Creek yard** \$ 10,000
- **Roof – Shed 2 Garage** \$ 30,000
- **Holder** \$ 30,000
- **Uni-body for Tandem** \$ 35,000



# Other Capital

• <b>Septage Management</b>	<b>\$250,000</b>
• <b>Waste Management</b>	<b>\$169,455</b>
• <b>Land Acquisition</b>	<b>\$ 50,000</b>
• <b>Museum</b>	<b>\$ 50,000</b>
• <b>Library</b>	<b>\$ 50,000</b>
• <b>Drainage Curling Club</b>	<b>\$ 10,000</b>

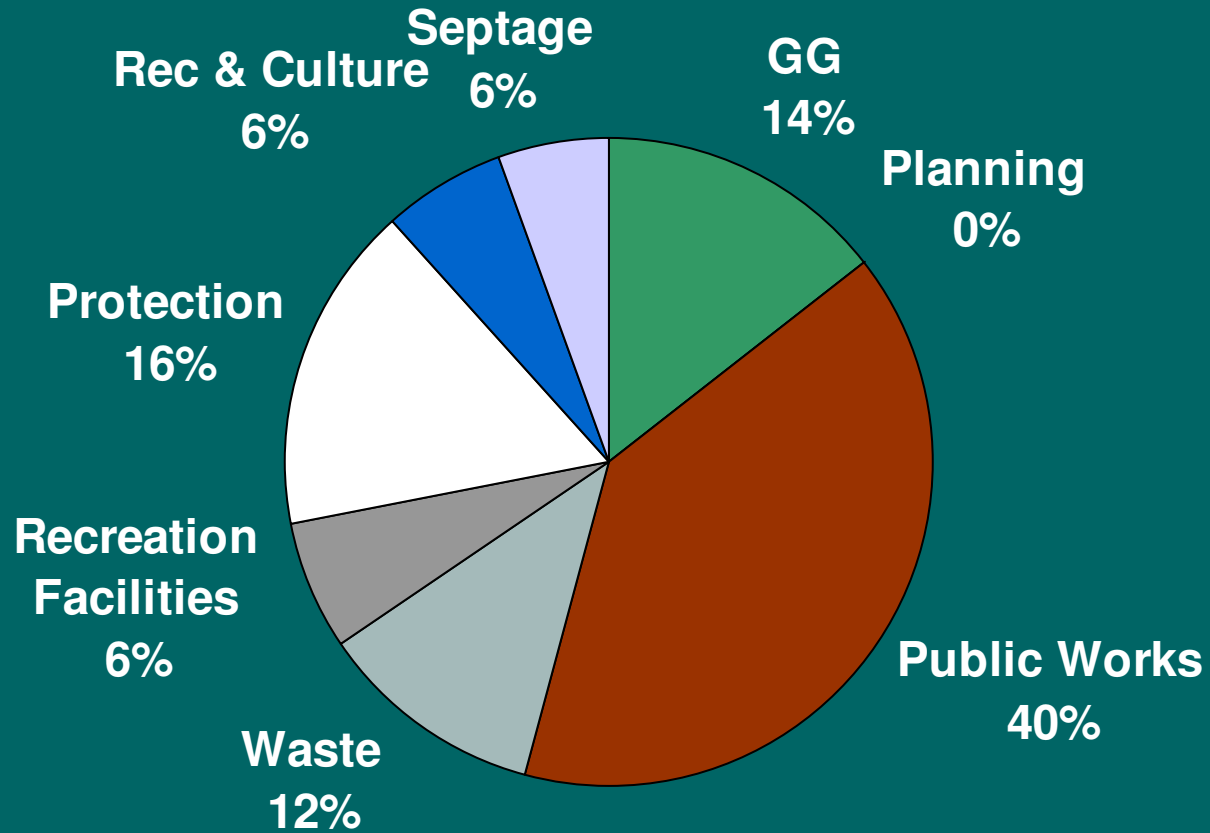
# Waste Costs by Ward

	2006	2007
• <b>Ward 1 (Eganville)</b>	<b>\$ 85,380</b>	<b>\$ 74,754</b>
• <b>Ward 2 (Grattan)</b>	<b>\$ 109,998</b>	<b>\$ 76,325</b>
• <b>Ward 3 (Sebastapol)</b>	<b>\$ 100,102</b>	<b>\$150,855</b>
• <b>Ward 4 (South Algona)</b>	<b>\$ 19,998</b>	<b>\$ 18,725</b>
• <b>General</b>	<b>\$ 25,304</b>	<b>\$ 189,780</b>
• <b>Total Waste Cost</b>	<b>\$ 304,782</b>	<b>\$510,439</b>

## Summary of Total Expenditures

	2006	2007
<b>General Gov.</b>	658,528	885,500
<b>Protection</b>	748,957	724,379
<b>Transportation</b>	1,770,432	1,762,603
<b>Environment</b>	304,782	510,439
<b>Recreation &amp; Culture</b>	174,046	269,872
<b>Planning &amp; Develop.</b>	61,701	6,250
<b>Recreation Facilities</b>	273,859	278,712
<b>Prior Yr Surplus/Deficit</b>	-56,185	12,860
Total	4,278,722	4,456,181

# Expenditures



# Current Municipal Debt

2007	Approx. Balance LOAN AMOUNT	MATURE DATE	REASON FOR LOAN	Payment amount	Frequency
	\$ 111,153.07	2010	Municipal Building	\$ 2,594.66	monthly
	\$ 88,512.00	2010	Fire Truck	\$ 1,883.33	monthly
				\$ 355.00	interest payment
	\$ 140,000.00	2010	Plow Truck	\$ 2,916.67	monthly
	\$ 138,500.00	2011	Rescue Van	\$ 2,832.36	monthly
	\$ 230,700.00	2021	L.C Land	\$ 1,333.33	monthly
	\$ 147,750.00	2022	O.V.W.R.C	\$ 15,900.00	yearly
				\$ 5,600.00	interest payment
<b>General Total</b>	<b>\$ 856,615.07</b>			<b>\$ 33,415.35</b>	
	\$ 425,293.15	2017	EGC	\$ 4,576.21	monthly
<b>EGC Total</b>	<b>\$ 425,293.15</b>			<b>\$ 4,576.21</b>	

# Current Municipal Debt

	\$ 154,789.56	2012	WTP	\$ 1,234.40	bi-weekly
	\$ 260,000.00	2016	Pumping Station	\$ 2,878.21	monthly
<b>Water Total</b>	<b>\$ 414,789.56</b>			<b>\$ 4,112.61</b>	

# 2007 Taxes

• YEAR	ASSESSMENT	UPPER TIER	LOWER TIER	SCHOOL	TOTAL
• 2005	\$ 75,000	0.00480146	0.00755869	0.00296	\$1,150.00
• 2006	\$ 75,000	0.00441720	0.00717582	0.00264	\$1,067.48
• 2007	\$ 75,000	0.00453888	0.00775857	0.00264	\$1,120.31
• 2005	\$100,000	0.00480146	0.00755869	0.00296	\$1,532.02
• 2006	\$100,000	0.00441720	0.00717582	0.00264	\$1,423.30
• 2007	\$100,000	0.00453888	0.00775857	0.00264	\$1,493.75
• 2005	\$125,000	0.00480146	0.00755869	0.00296	\$1,916.66
• 2006	\$125,000	0.00441720	0.00717582	0.00264	\$1,779.13
• 2007	\$125,000	0.00453888	0.00775857	0.00264	\$1,867.18

# Summary of who gets your \$

\$100,000 of Assessment

• Year	Upper Tier	Lower Tier	School
• 2005	<b>\$480.15 31%</b>	<b>\$763.83 49%</b>	<b>\$296.00 19%</b>
• 2006	<b>\$441.72 31%</b>	<b>\$717.58 50%</b>	<b>\$264.00 19%</b>
• 2007	<b>\$453.89 30%</b>	<b>\$775.86 51%</b>	<b>\$296.00 19%</b>

# Who gets your \$

